


# Inspired Design




TRANSFORM YOUR SPACE,  
INSPIRE YOUR STYLE

# farmhouse

Farmhouse style is as functional as it is inviting, combining the warmth, charm and character of a traditional aesthetic with modern refinement. Simple in design, these cabinet doors feature a handcrafted look in neutral tones, bringing a cozy, country-inspired feel to any space.



EriksonPP



Crawford



Madison



Tripoli



Yardley

Doors shown in Paint Grade Hard Maple with Artic White Colourtone.







CRP-10



TW-10



CRP-10



CRP-10751MT



CRP-101728



SavanahMT

## traditional

Timeless elegance meets enduring charm in Traditional style. Solid panel doors, intricate molding, and rich woodgrain finishes characterize this classic style, offering a sophisticated and welcoming atmosphere that stands the test of time.







High Gloss Slab  
Basalto



High Gloss Slab  
Cobalto



Astoria Slab  
Hard Maple, Nitefall



Super Matte Slab  
Calm Sea



Vogue TTS Slab  
Roble Denver

## modern

Stripping away excess, modern kitchens exude a sleek, minimalistic vibe for a clutter-free look. By skillfully incorporating angular lines, light-reflecting, high gloss finishes, exquisite wood veneers, super matte, and TTS, these designs seamlessly blend classic elements with modern sophistication.





Radcliffe



Franklin



CRP-10827



CRP-10382MT

Doors shown in Hard Maple with Ashen Truetone Stain.

## transitional

Transitional design, an ageless fusion of traditional and contemporary styles, allows creative freedom for a personalized kitchen.

With recessed or raised paneled doors, it effortlessly integrates diverse design elements, offering a versatile aesthetic that adapts to various interior styles.




OmahaPP

1" thick door,  
3/4" plywood panel



AspenPP  
1" thick door, 3/4" plywood panel



Alexandreia  
7/8" thick door, 5/8" solid panel



Venus  
3/4" thick door, 5/8" solid panel

## slim shaker

A contemporary twist on the beloved Shaker style, Slim Shaker door designs takes minimalism to new heights. Streamlined profiles and narrow edges contribute to a sleek and modern aesthetic, creating an illusion of a larger space.



Juno  
3/4" thick door, 1/4" plywood panel



BoulderPP  
15/16" thick door, 3/4" plywood panel





Albany




Amesbury



CRP-10

Stockbridge



TW-1038

## shaker

Rooted in simplicity, Shaker maintains its widespread popularity. Characterized by clean lines and unadorned surfaces, Shaker doors bring a sense of calm and balance to any kitchen, making them an enduring choice for both traditional and modern settings.



